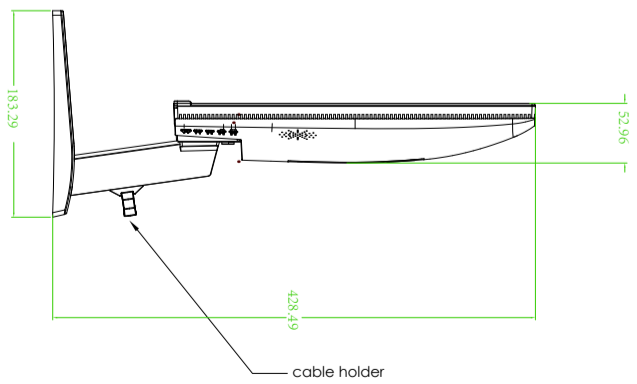
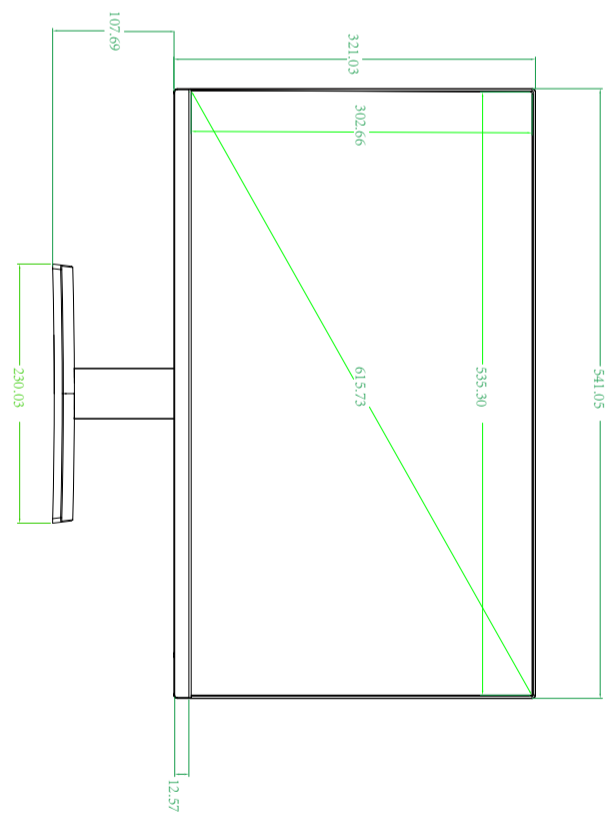
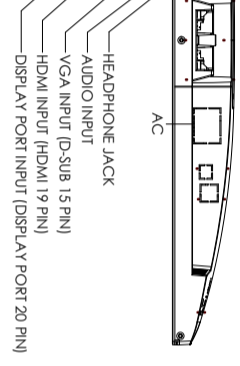
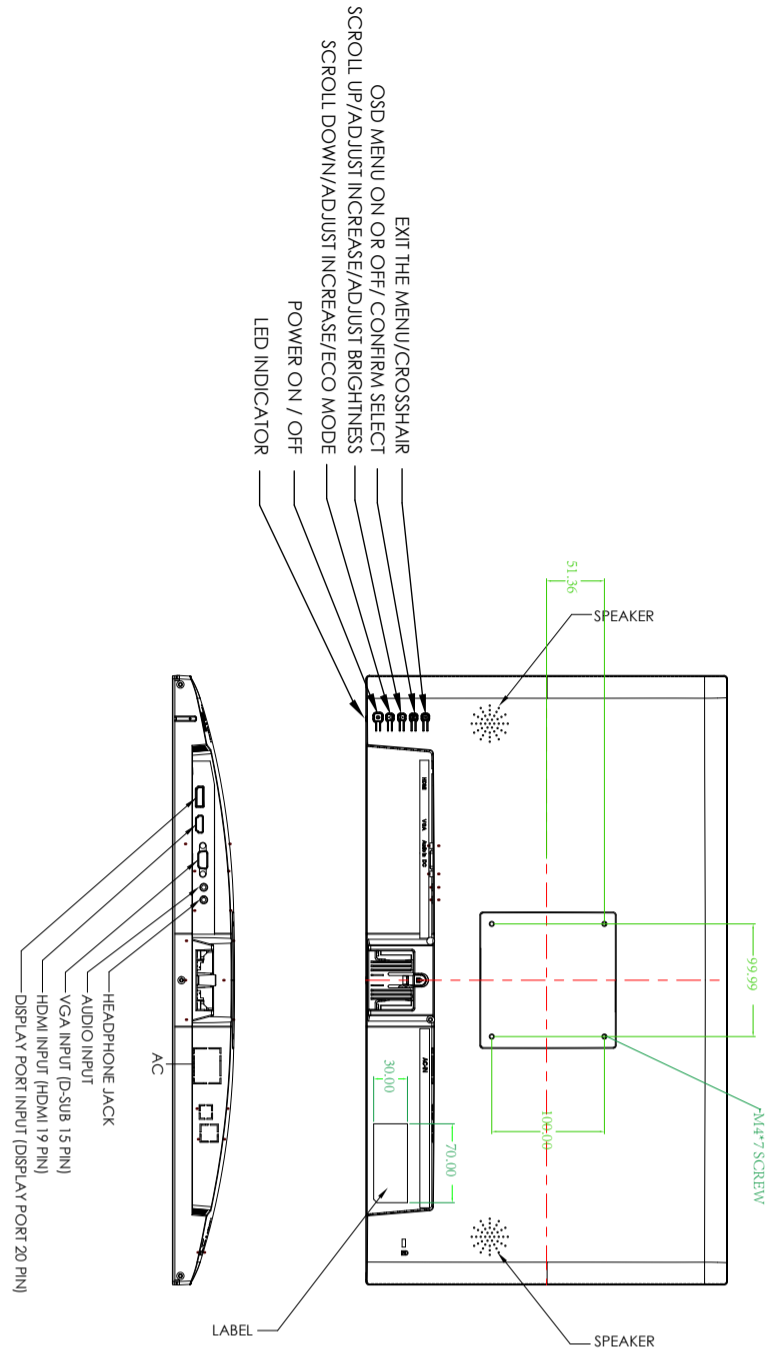


4 3 2 1



4. THE TERMS HDMI, HDMI HIGH-DEFINITION MULTIMEDIA INTERFACE, HDMI TRADE DRESS AND THE HDMI LOGOS ARE TRADEMARKS OR REGISTERED TRADEMARKS OF HDMI LICENSING ADMINISTRATOR, INC. FOR PORTRAIT APPLICATIONS.
  3. ROTATE DISPLAY COUNTER CLOCKWISE WHEN LOOKING AT THE FRONT
  2. KEEP PERFORATION AREAS CLEAR FOR VENTILATION.
  1. SPECIFICATIONS SUBJECT TO CHANGE WITHOUT NOTICE.
- NOTES: UNLESS OTHERWISE SPECIFIED.

UNLESS OTHERWISE SPECIFIED DIMENSIONS ARE IN MILLIMETERS [INCHES].	
TOLERANCES:	
X = ±1	XX = ±.25
.X = ±.5	∠ = ±1°
DIMENSIONING AND TOLERANCING PER ASME Y14.5M-1994	
THIRD ANGLE PROJECTION	

SHEET	1 OF 1
SHEET SIZE	REVISION
B	A

SHEET TITLE	PRODUCT
<b>PRODUCT OUTLINE</b>	<b>PVE24F</b>
DRAWN BY	PART NO.
OPF	998-5054-00
DRAWN DATE	
21 May/ 28	
UNLESS OTHERWISE SPECIFIED DIMENSIONS ARE IN MILLIMETERS [INCHES].	

THIS DRAWING CONTAINS INFORMATION PROPRIETARY TO PLANAR SYSTEMS, INC., ANY REPRODUCTION IN PART OR WHOLE WITHOUT THE WRITTEN PERMISSION OF PLANAR SYSTEMS IS PROHIBITED. THIS DRAWING IS SUPPLIED FOR INFORMATION, IDENTIFICATION, ENGINEERING, EVALUATION, AND/OR INSPECTION PURPOSES ONLY AND MAY NOT BE USED AS BASIS FOR THE MANUFACTURING OF PRODUCTS OR THE FURNISHING OF SERVICES TO PLANAR SYSTEMS OR TO ANY THIRD PARTY UNLESS AUTHORIZED IN WRITING BY PLANAR SYSTEMS.

**PLANAR**

PLANAR SYSTEMS, INC.  
6799 NE BENNETT STREET  
HILLSBORO, OR 97124 USA