REVISION HISTORY					
ECO	ZONE	REV.	DESCRIPTION	DATE	APPR'D
		B	UPDATED TO INCLUDE -N MODEL	7/27/2020	DAM

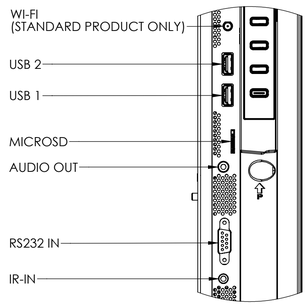

DETAIL A
SCALE 1 : 2

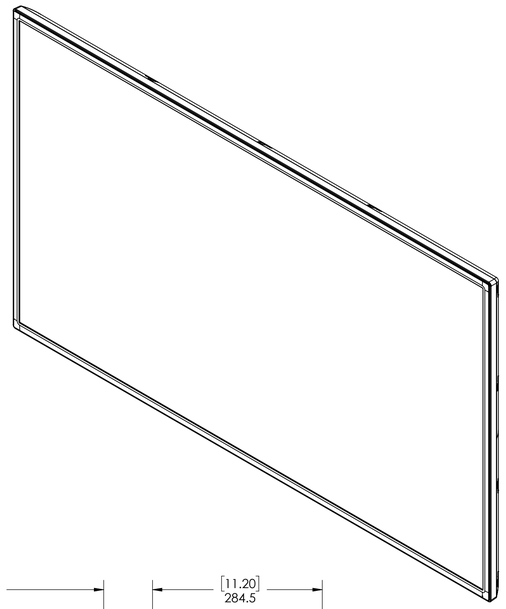

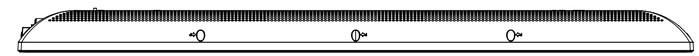

TOP VIEW

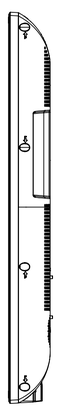

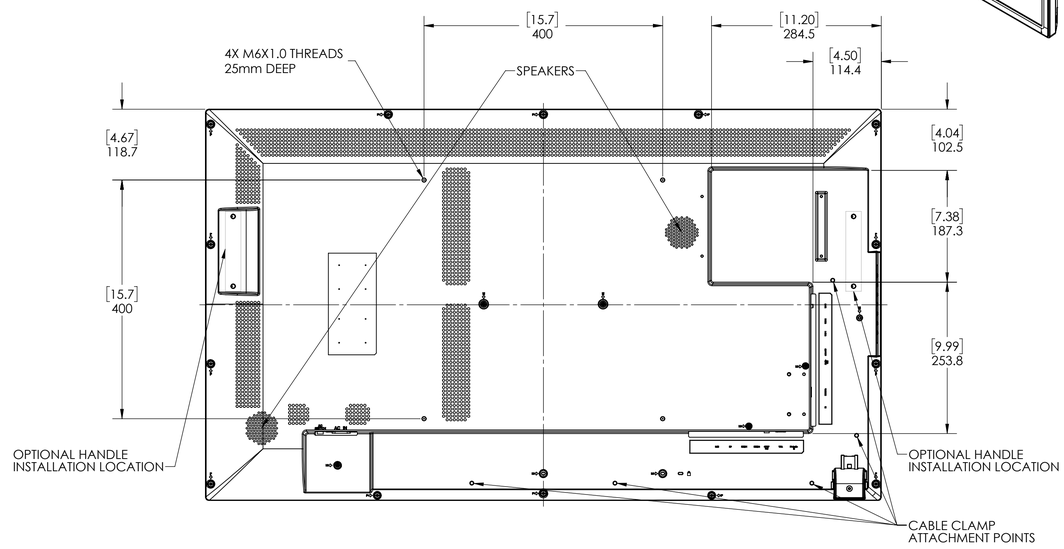

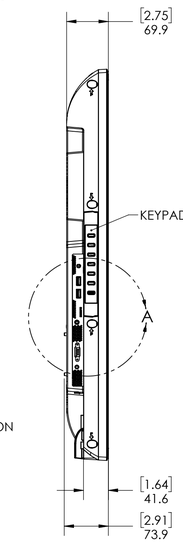

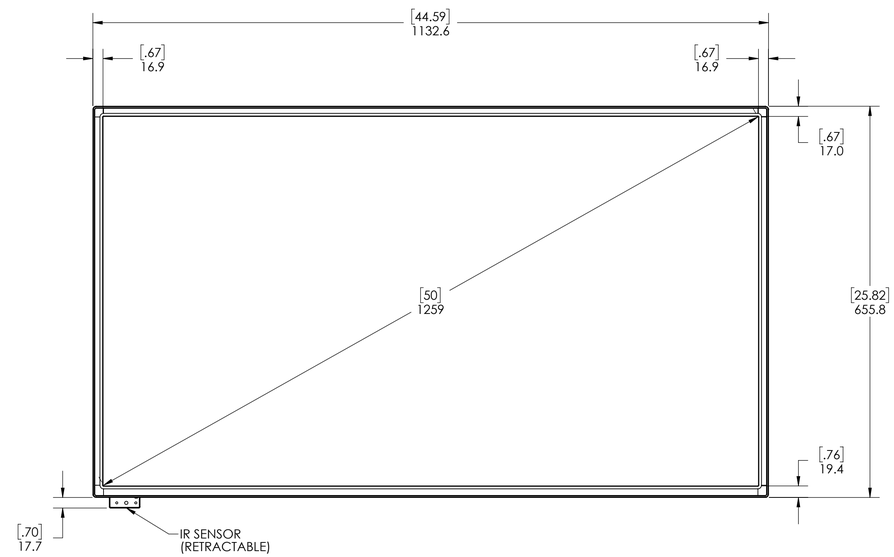

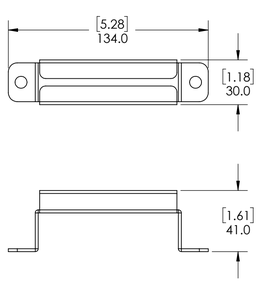

2X WITH HARDWARE INCLUDED

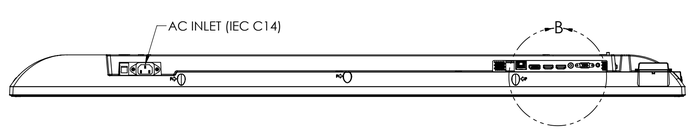

BOTTOM VIEW

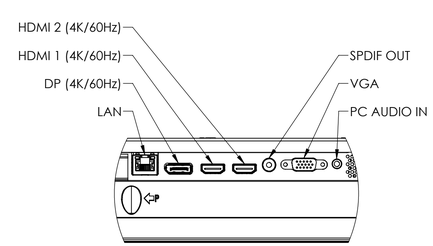

DETAIL B
SCALE 1 : 2

4. -N MODELS DO NOT HAVE WiFi CAPABILITIES.
3. PORTRAIT ORIENTATION IS ROTATED 90° COUNTERCLOCKWISE AS VIEWED FROM THE FRONT.
2. KEEP PERFORATION AREAS CLEAR FOR VENTILATION.
1. SPECIFICATIONS SUBJECT TO CHANGE WITHOUT NOTICE.

NOTES: UNLESS OTHERWISE SPECIFIED.

UNLESS OTHERWISE SPECIFIED
DIMENSIONS ARE IN MILLIMETERS [INCHES].

TOLERANCES:	
X= ±1	XX= ±.25
.X= ±.5	∠= ±1°

DIMENSIONING AND TOLERANCING PER ASME Y14.5M-1994

THIRD ANGLE PROJECTION

ENGR BY		
DRAWN BY	MRW	21OCT19
CHECKED BY		
USED ON		
MATERIAL		
FINISH		

PLANAR
PLANAR SYSTEMS, INC.
1195 NE COMPTON DRIVE
HILLSBORO, OR 97006 USA

TITLE
PS5074K 998-1243-00
PS5074K-N 998-2256-00

SIZE	PART NO.	DRAWING NO.	REV
D	-	PS5074K OUTLINE	B

SCALE		SHEET
1:5	DO NOT SCALE	1 OF 1

THIS DRAWING CONTAINS INFORMATION PROPRIETARY TO PLANAR SYSTEMS, INC. ANY REPRODUCTION IN PART OR WHOLE WITHOUT THE WRITTEN PERMISSION OF PLANAR SYSTEMS IS PROHIBITED. THIS DRAWING IS SUPPLIED FOR INFORMATION, IDENTIFICATION, ENGINEERING, EVALUATION, AND/OR INSPECTION PURPOSES ONLY AND MAY NOT BE USED AS BASIS FOR THE MANUFACTURING OF PRODUCTS OR THE FURNISHING OF SERVICES TO PLANAR SYSTEMS OR TO ANY THIRD PARTY UNLESS AUTHORIZED IN WRITING BY PLANAR SYSTEMS.