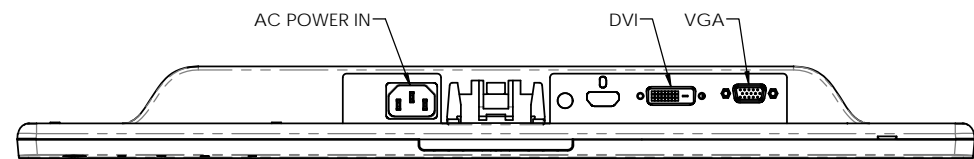
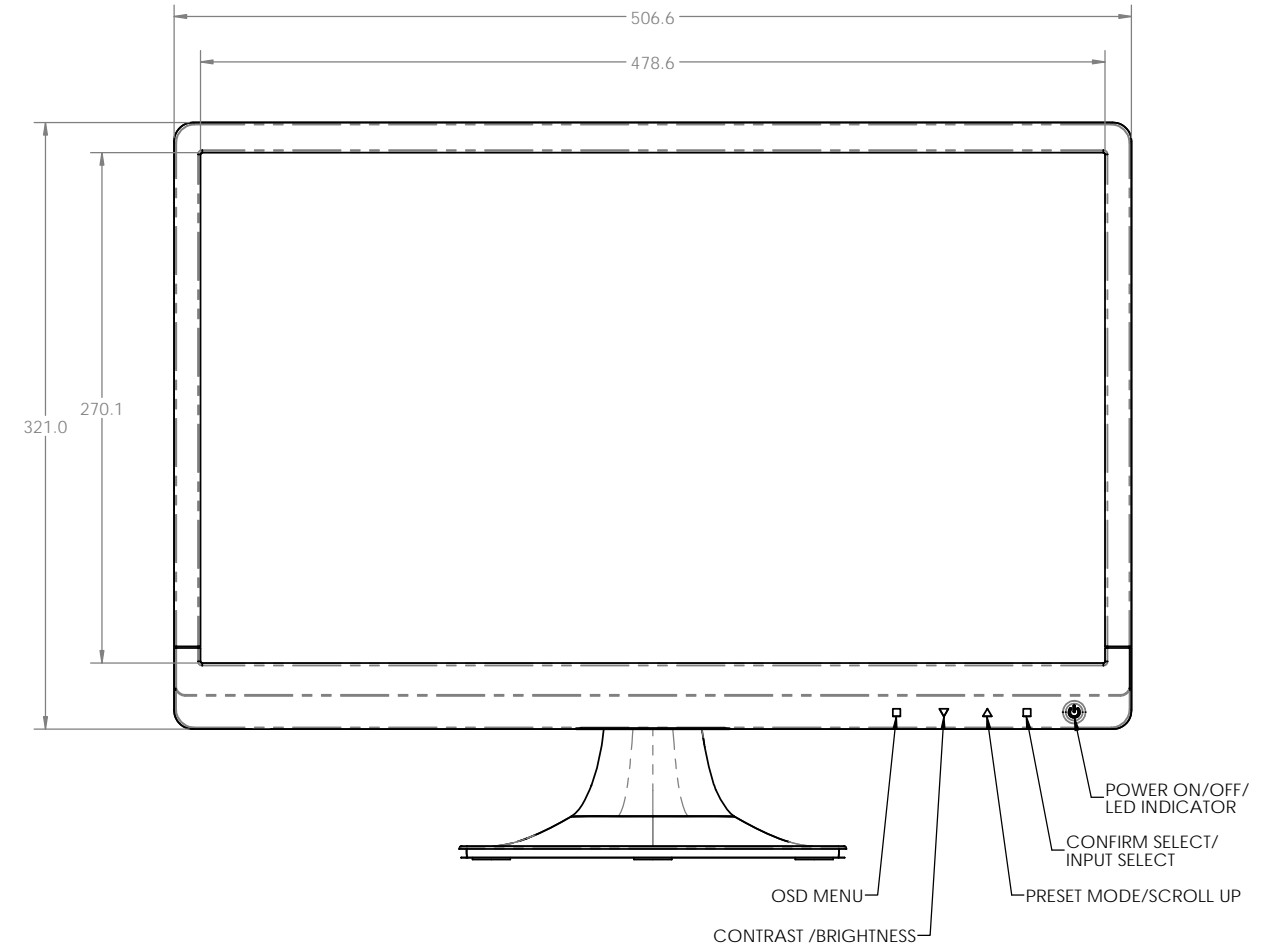
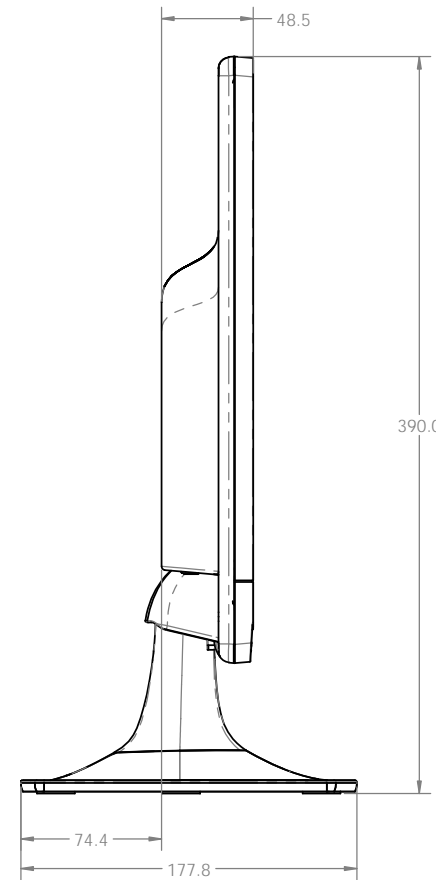
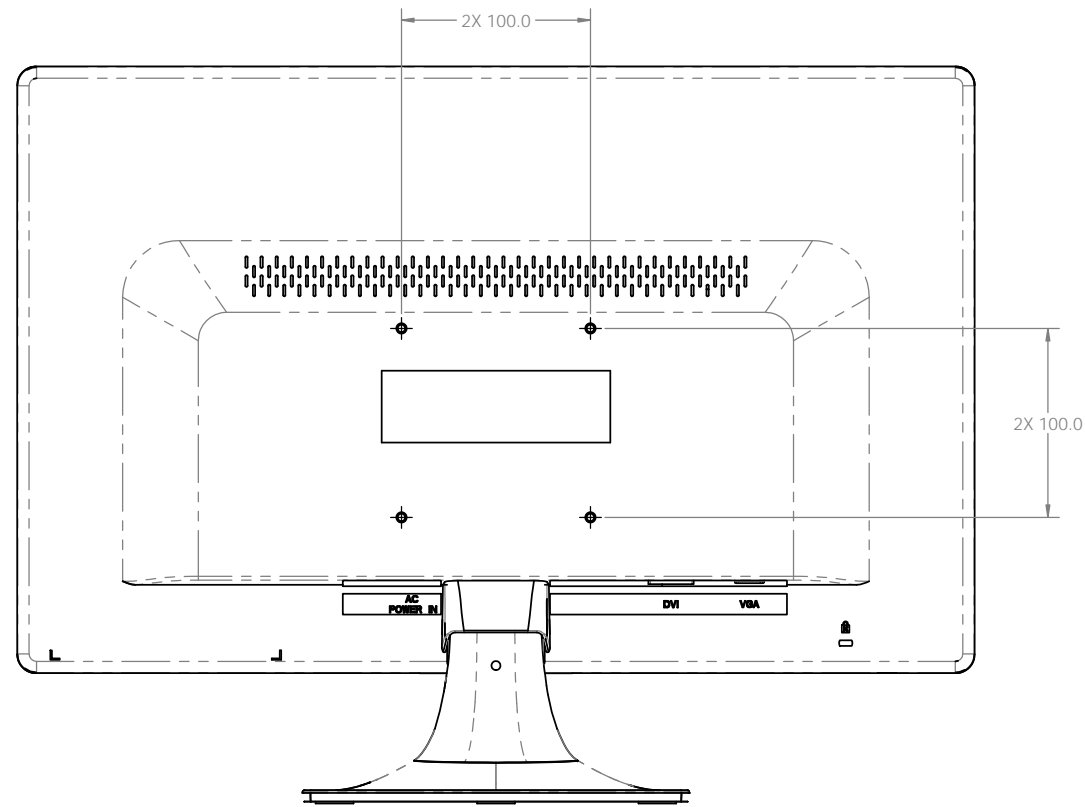


NOTES:

- PARTS SHALL BE PACKAGED FOR DELIVERY IN ANY MANNER THAT PROTECTS THE PART FROM SHIPPING AND STORAGE DAMAGE. ANY DAMAGE DUE TO STANDARD OR ESTABLISHED TRANSPORTATION PRACTICES ARE THE RESPONSIBILITY OF THE SUPPLIER.
- THIS DRAWING CAN BE USED WITH 3D MODEL FOR COMPLETE PRODUCT DEFINITION. USE CAD FILE OF SAME P/N AND REVISION FOR DETAILS.
- FINISHED PART MUST BE RoHS II COMPLIANT, DIRECTIVE 2011/65/EU ON THE RESTRICTION OF THE USE OF CERTAIN HAZARDOUS SUBSTANCES IN EEE.

REVISIONS					
ECO	ZONE	REV.	DESCRIPTION	DATE	APPROVED
1006662		A	PRODUCTION RELEASE.	05/01/2015	RD



STAND REMOVED FOR CLARITY

UNLESS OTHERWISE SPECIFIED, DIMENSIONS ARE IN MILLIMETERS.		ENGR BY		 PLANAR SYSTEMS, INC. 1195 NW COMPTON DRIVE BEAVERTON, OR 97006 USA
TOLERANCES - UNLESS OTHERWISE SPECIFIED		DRAWN BY	R.DAVENPORT	
X= ±1	XX= ±.25	CHECKED BY		TITLE P, PLL2210W
X= ±.5	ANGLES= ±1°	USED ON	PLL2210W	
DIMENSIONING AND TOLERANCING PER ASME Y14.5M-1994		MATERIAL		SIZE D
THIRD ANGLE PROJECTION		FINISH		PART NUMBER 997-6897-00
				DRAWING NUMBER 997-6897-00
THIS DRAWING CONTAINS INFORMATION PROPRIETARY TO PLANAR SYSTEMS, INC. ANY REPRODUCTION IN PART OR WHOLE WITHOUT THE WRITTEN PERMISSION OF PLANAR SYSTEMS IS PROHIBITED. THIS DRAWING IS SUPPLIED FOR INFORMATION, IDENTIFICATION, ENGINEERING, EVALUATION, AND/OR INSPECTION PURPOSES ONLY AND MAY NOT BE USED AS BASIS FOR THE MANUFACTURE OF PRODUCTS OR THE FURNISHING OF SERVICES TO PLANAR SYSTEMS OR TO ANY THIRD PARTY UNLESS AUTHORIZED IN WRITING BY PLANAR SYSTEMS.				REV A
		SCALE	1:2	DO NOT SCALE
				SHEET 1 OF 1