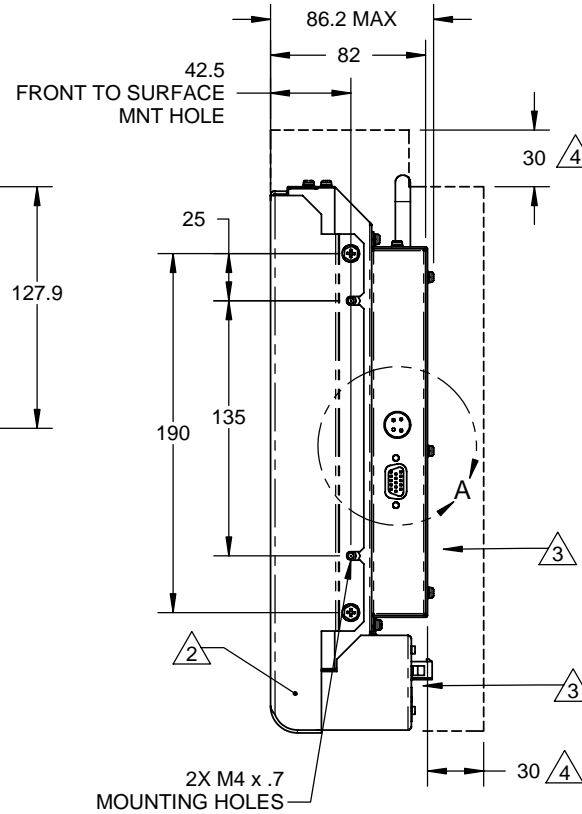
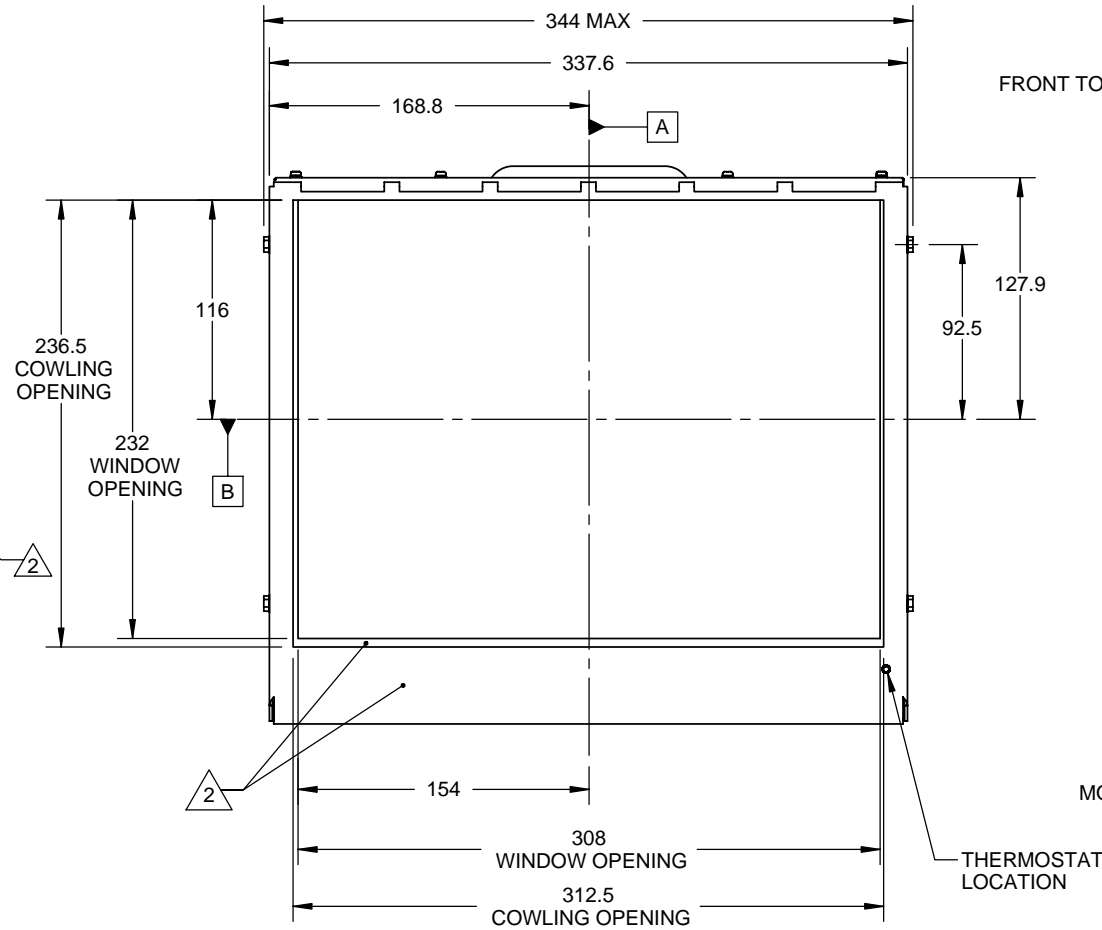
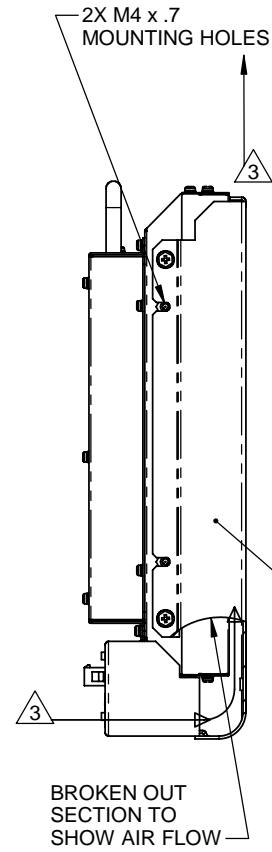
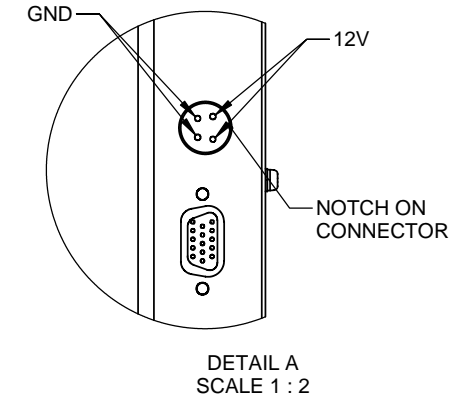
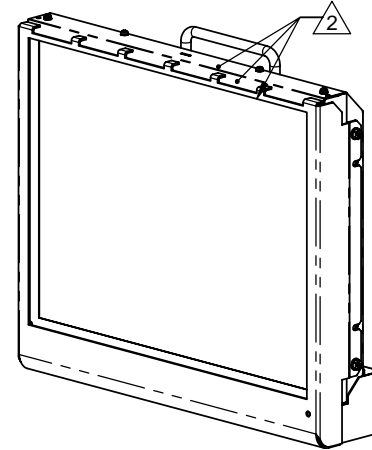
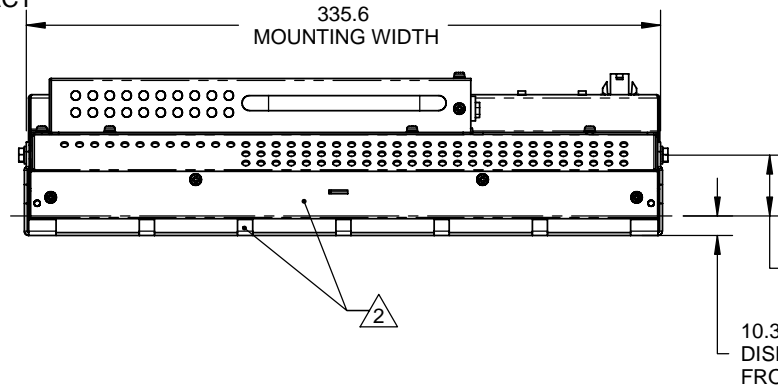
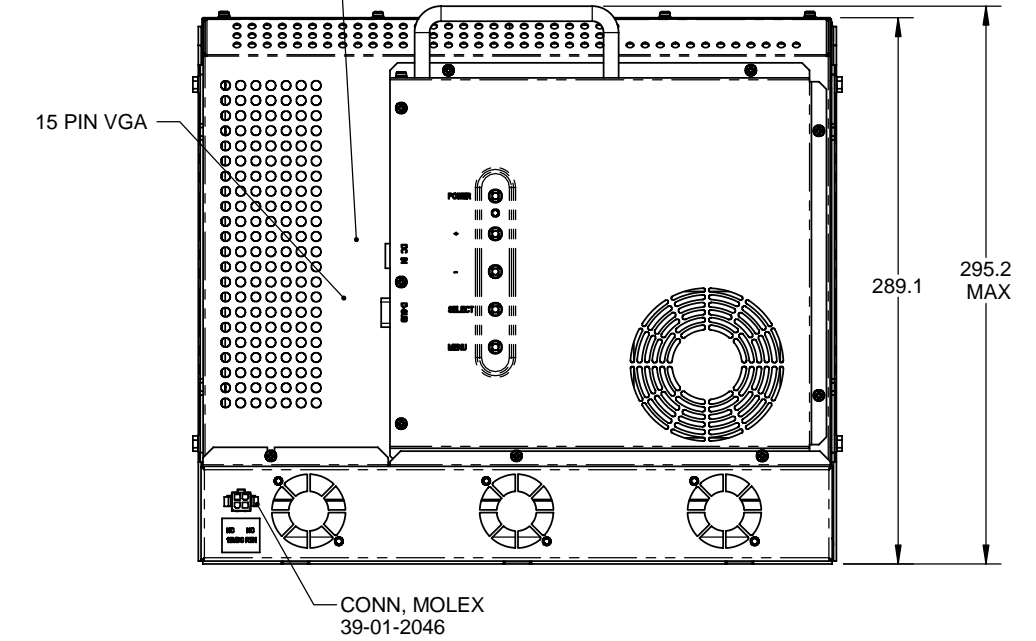


- NOTES:
 1. SHEET METAL IS YELLOW ZINC PLATED
 2. NOTED SURFACE PAINTED FLAT BLACK
 3. AIRFLOW DIRECTION
 4. CLEARANCE NEEDED FOR AIRFLOW
 5. THIS PRODUCT IS DESIGNED TO BE INSTALLED DIRECTLY BEHIND VANDAL GLASS, BUT MONITOR CHASSIS IS NOT DESIGNED TO ABSORB THE SHOCK OF VANDAL IMPACT

REVISIONS				
ZONE	REV.	DESCRIPTION	DATE	APPROVED
	B	UPDATE TITLEBLOCK (ECO-2015)	08-27-04	RD



DISPLAY POWER CABLE 12V
 MATES TO: SINGTRON
 ENTERPRISE CO.
 ZMJ-0402A120



THIS DRAWING CONTAINS INFORMATION PROPRIETARY TO PLANAR SYSTEMS, INC. ANY REPRODUCTION IN PART OR WHOLE WITHOUT THE WRITTEN PERMISSION OF PLANAR SYSTEMS IS PROHIBITED. THIS DRAWING IS SUPPLIED FOR INFORMATION, IDENTIFICATION, ENGINEERING, EVALUATION, AND/OR INSPECTION PURPOSES ONLY AND MAY NOT BE USED AS BASIS FOR THE MANUFACTURING OF PRODUCTS OR THE FURNISHING OF SERVICES TO PLANAR SYSTEMS OR TO ANY THIRD PARTY UNLESS AUTHORIZED IN WRITING BY PLANAR SYSTEMS.

UNLESS OTHERWISE SPECIFIED, DIMENSIONS ARE IN MILLIMETERS.		ENGR BY	S.VAHLING	27JAN03
TOLERANCES:		DRAWN BY	S.VAHLING	27JAN03
X= ±1	.XX= ±.10	CHECKED BY	-	-
.X= ±.5	ANGLES= ±1°	USED ON	1002301	
DIMENSIONING AND TOLERANCING PER ASME Y14.5M-1994		MATERIAL	N/A	
THIRD ANGLE PROJECTION		FINISH	SEE NOTES	

PLANAR SYSTEMS, INC.
 1195 NW COMPTON DRIVE
 BEAVERTON, OR 97006 USA

PLANAR

TITLE
MECH O/L LC15.XXX.1000-C

SIZE	PART NUMBER	DRAWING NO.	REV
B	997-2530-00	076-0534-00	B
SCALE	DO NOT SCALE	SHEET	1 OF 1
1:4			