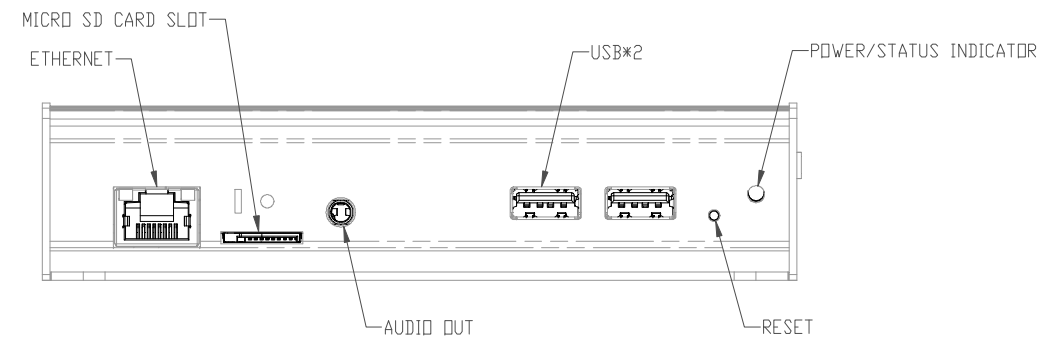
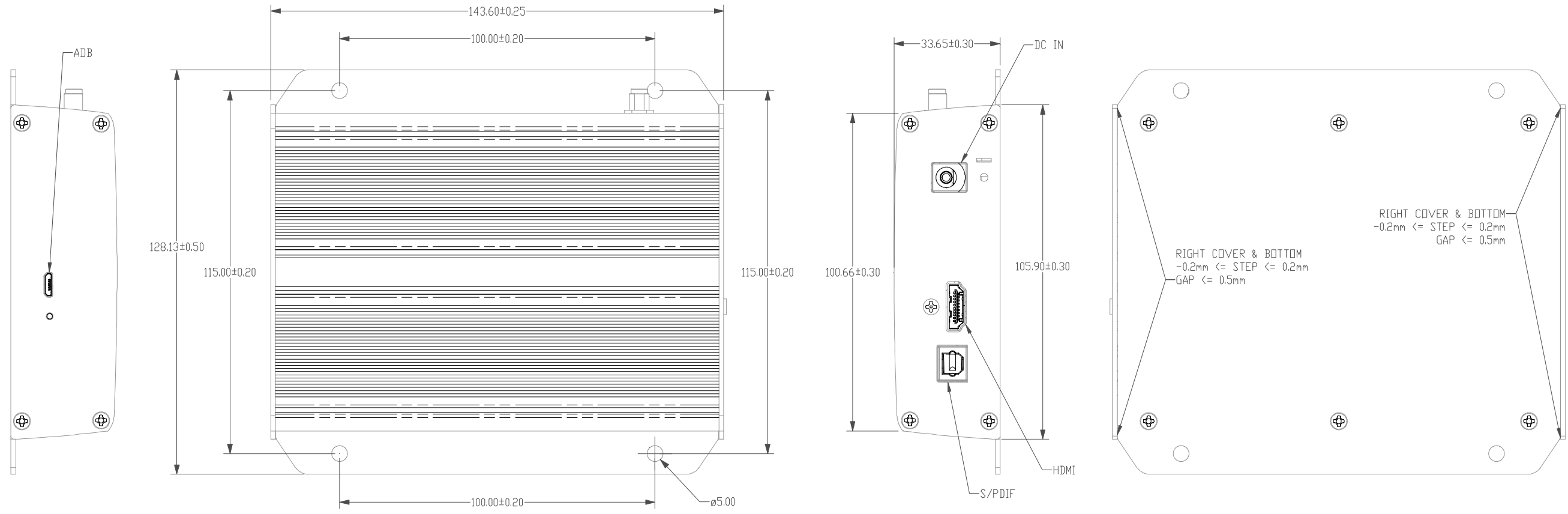
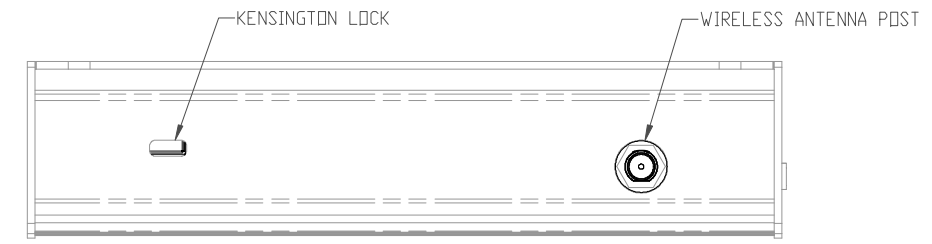


REVISIONS					
ECO	ZONE	REV	DESCRIPTION	DATE	APPROVED
1007161		A	INITIAL RELEASE	12/07/2015	RD



RANGE	TOL ±							
	M1	M2	S1	S2	P1	P2	C	USR
0~6	.05	0.1	0.15	0.2	.05	0.1	0.5	
6~30	0.1	0.2	0.15	.25	0.1	0.15	1	
30~80	.15	0.25	0.2	0.3	0.2	0.4	2	
80~180	.15	0.3	0.25	0.45	0.4	0.8	3	
180~315	0.2	0.5	0.4	0.6	0.4	1.2	3	
315~800	0.3	0.8	0.7	1.1	0.6	1.5	4	
ANG. TOL ±	0°~30°	0.2°	30°~60°	0.5°	60°~90°	1°		

THIS DRAWING CONTAINS INFORMATION PROPRIETARY TO PLANAR SYSTEMS, INC. ANY REPRODUCTION IN PART OR WHOLE WITHOUT THE WRITTEN PERMISSION OF PLANAR SYSTEMS IS PROHIBITED. THIS DRAWING IS SUPPLIED FOR INFORMATION, IDENTIFICATION, ENGINEERING, EVALUATION, AND/OR INSPECTION PURPOSES ONLY AND MAY NOT BE USED AS BASIS FOR THE MANUFACTURING OF PRODUCTS OR THE FURNISHING OF SERVICES TO PLANAR SYSTEMS OR TO ANY THIRD PARTY UNLESS AUTHORIZED IN WRITING BY PLANAR SYSTEMS.

UNLESS OTHERWISE SPECIFIED DIMENSIONS ARE IN MILLIMETERS.		ENGR BY	-
TOLERANCES - UNLESS OTHERWISE SPECIFIED		DRAWN BY	R.DAVENPORT
X = ±1	.XX = ±10	CHECKED BY	-
X = ±5	ANGLES = ±1°	USED ON	-
DIMENSIONING AND TOLERANCING PER ASME Y14.5M-1994		MATERIAL	-
THIRD ANGLE PROJECTION		FINISH	-

PLANAR PLANAR SYSTEMS
1195 NW COMPTON DRIVE
BEAVERTON, OR 97006 USA

TITLE: **P, MP70**

SIZE	PART NO.	DRAWING NO.	REV
C	997-8049-00	997-8049-00	A
SCALE	NONE	DO NOT SCALE	SHEET 1 OF 1