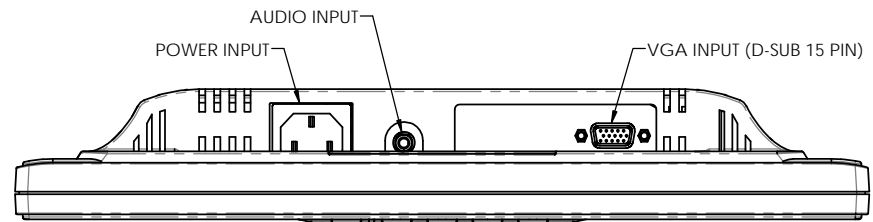
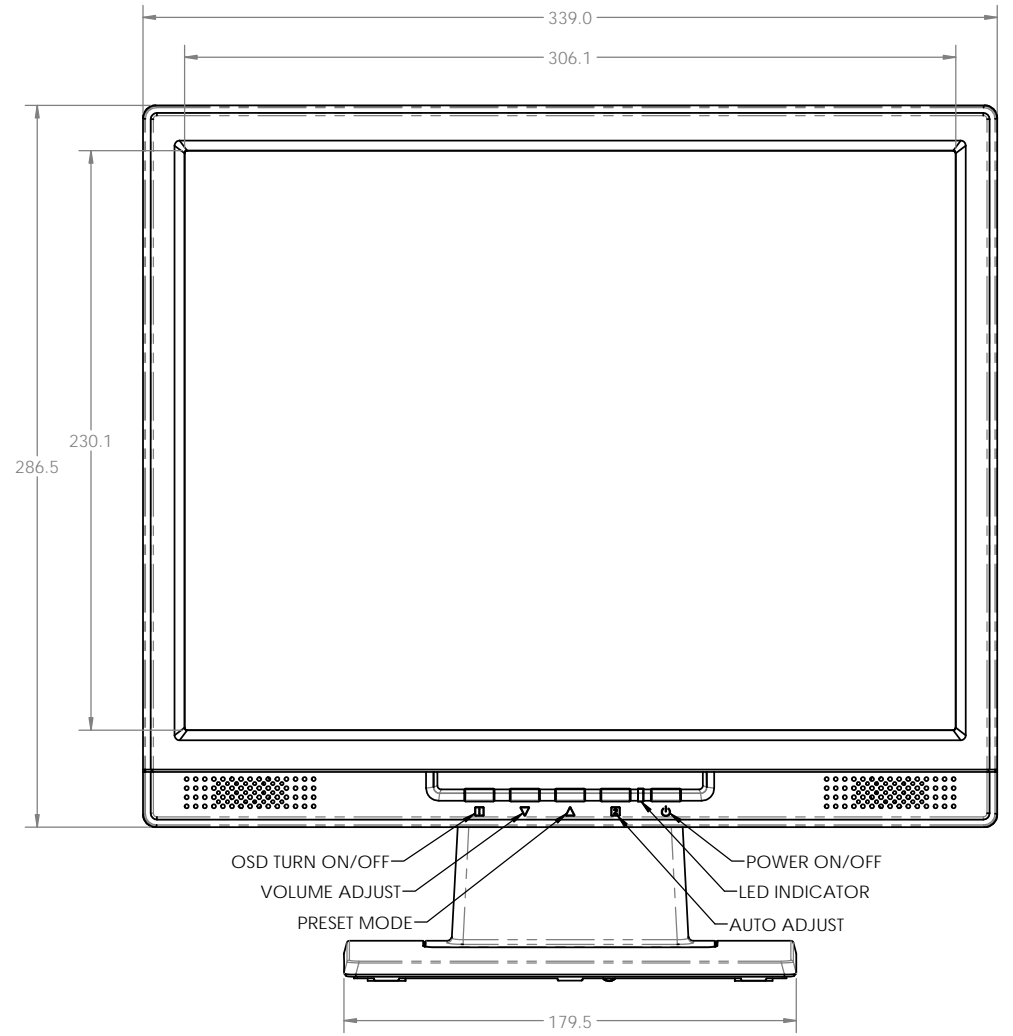
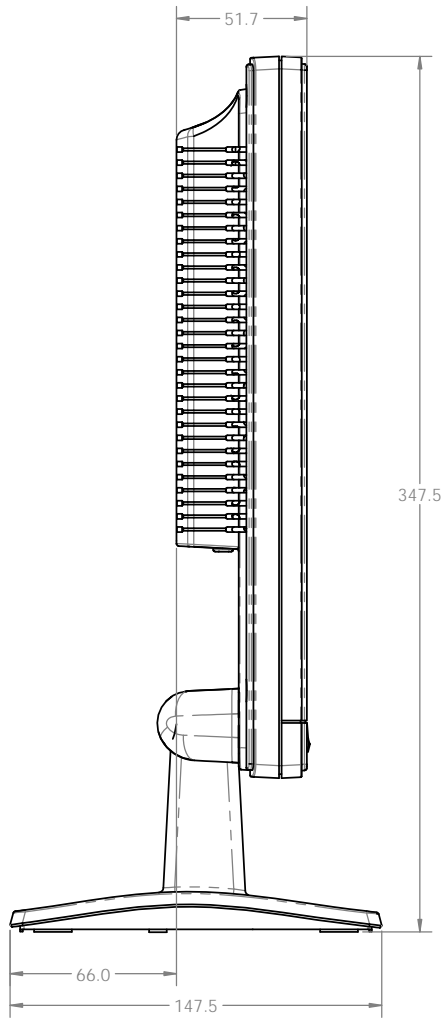
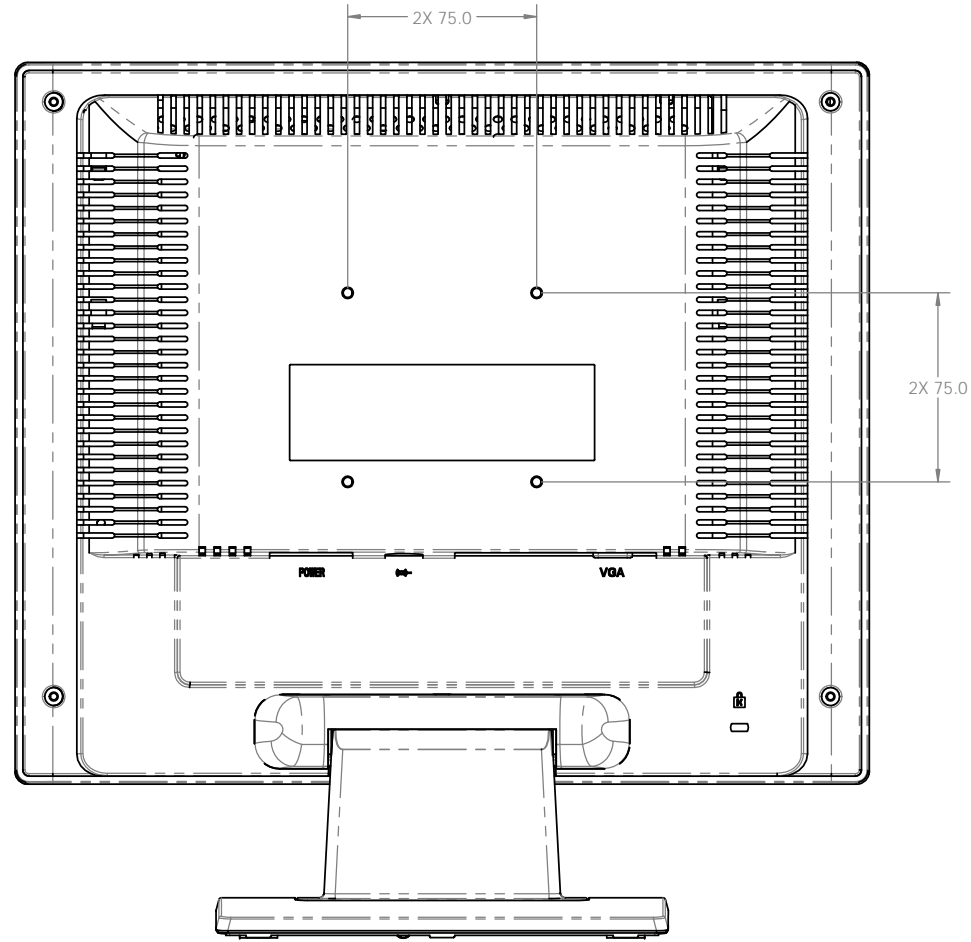


NOTES:

1. PARTS SHALL BE PACKAGED FOR DELIVERY IN ANY MANNER THAT PROTECTS THE PART FROM SHIPPING AND STORAGE DAMAGE. ANY DAMAGE DUE TO STANDARD OR ESTABLISHED TRANSPORTATION PRACTICES ARE THE RESPONSIBILITY OF THE SUPPLIER.
2. THIS DRAWING CAN BE USED WITH 3D MODEL FOR COMPLETE PRODUCT DEFINITION. USE CAD FILE OF SAME P/N AND REVISION FOR DETAILS.
3. FINISHED PART MUST BE RoHS II COMPLIANT, DIRECTIVE 2011/65/EU ON THE RESTRICTION OF THE USE OF CERTAIN HAZARDOUS SUBSTANCES IN EEE.

REVISIONS					
ECO	ZONE	REV.	DESCRIPTION	DATE	APPROVED
1006507		A	INITIAL RELEASE	02/27/2015	RD



STAND REMOVED FOR CLARITY

<small>UNLESS OTHERWISE SPECIFIED, DIMENSIONS ARE IN MILLIMETERS.</small> <small>TOLERANCES - UNLESS OTHERWISE SPECIFIED</small>		<small>ENG'D BY</small> <small>DRAWN BY</small> R.DAVENPORT <small>CHECKED BY</small> <small>USED ON</small> PLL1500M <small>MATERIAL</small> <small>FINISH</small>	<small>DATE</small> 02/27/2015 <small>TITLE</small> PRODUCT, PLL1500M <small>SIZE</small> D <small>SCALE</small> 2:3	<small>PLANAR SYSTEMS, INC.</small> <small>1195 NW COMPTON DRIVE</small> <small>BEAVERTON, OR 97006 USA</small>
<small>X= ±1</small> <small>XX= ±.25</small> <small>X= ±.5</small> <small>ANGLES= ±1°</small> <small>DIMENSIONING AND TOLERANCING PER ASME Y14.5M-1994</small> <small>THIRD ANGLE PROJECTION</small>	<small>DO NOT SCALE</small>	<small>REV</small> A <small>DRAWING NUMBER</small> 997-7318-01 <small>PART NUMBER</small> 997-7318-01 <small>SHEET</small> 1 OF 1		

THIS DRAWING CONTAINS INFORMATION PROPRIETARY TO PLANAR SYSTEMS, INC. ANY REPRODUCTION IN PART OR WHOLE WITHOUT THE WRITTEN PERMISSION OF PLANAR SYSTEMS IS PROHIBITED. THIS DRAWING IS SUPPLIED FOR INFORMATION, IDENTIFICATION, ENGINEERING, EVALUATION, AND/OR INSPECTION PURPOSES ONLY AND MAY NOT BE USED AS BASIS FOR THE MANUFACTURE OF PRODUCTS OR THE FURNISHING OF SERVICES TO PLANAR SYSTEMS OR TO ANY THIRD PARTY UNLESS AUTHORIZED IN WRITING BY PLANAR SYSTEMS.