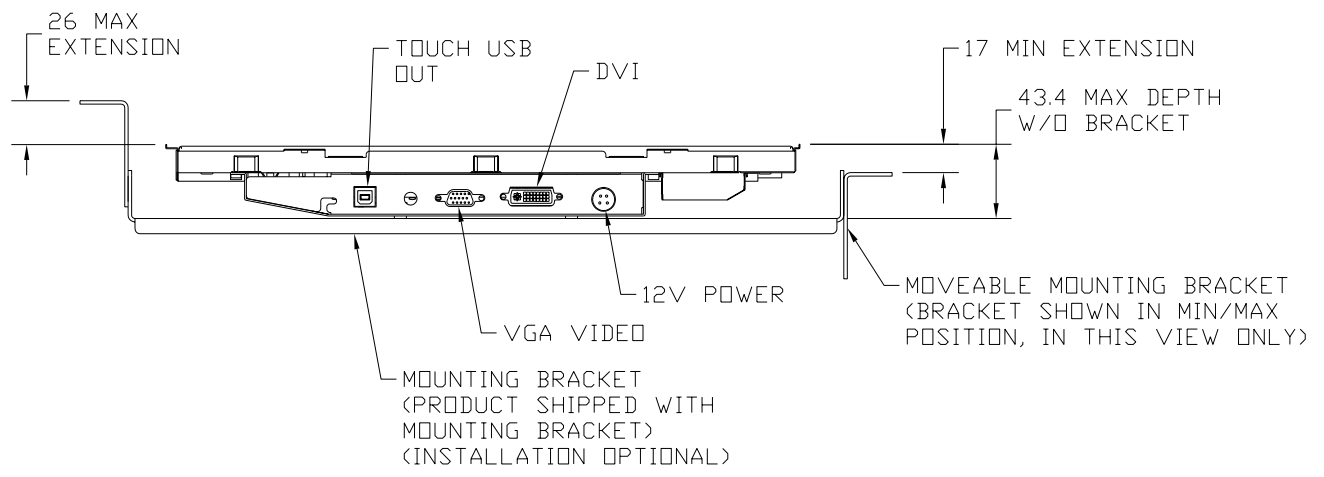
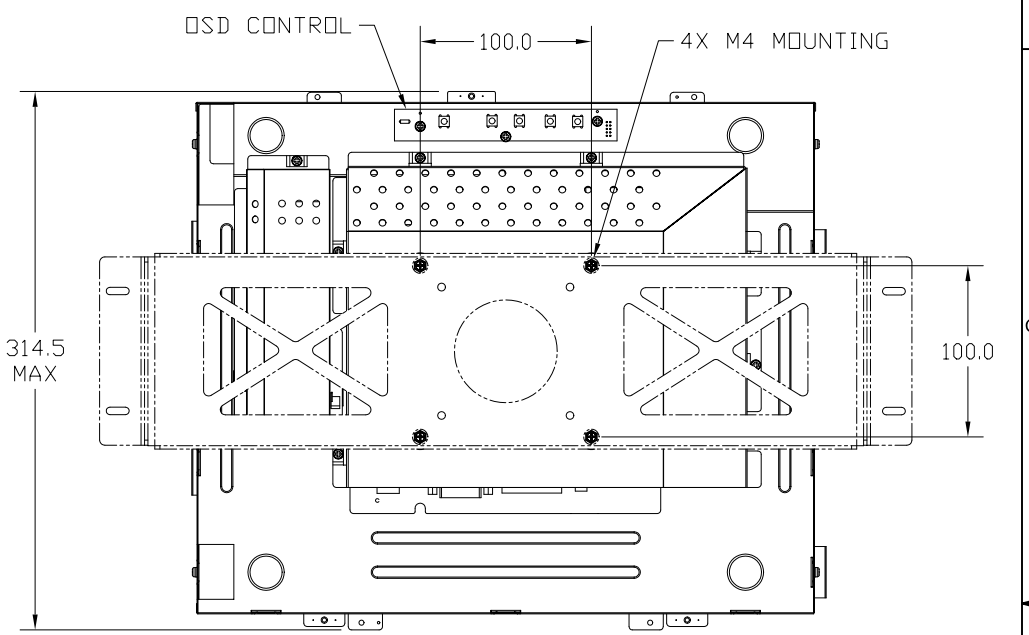
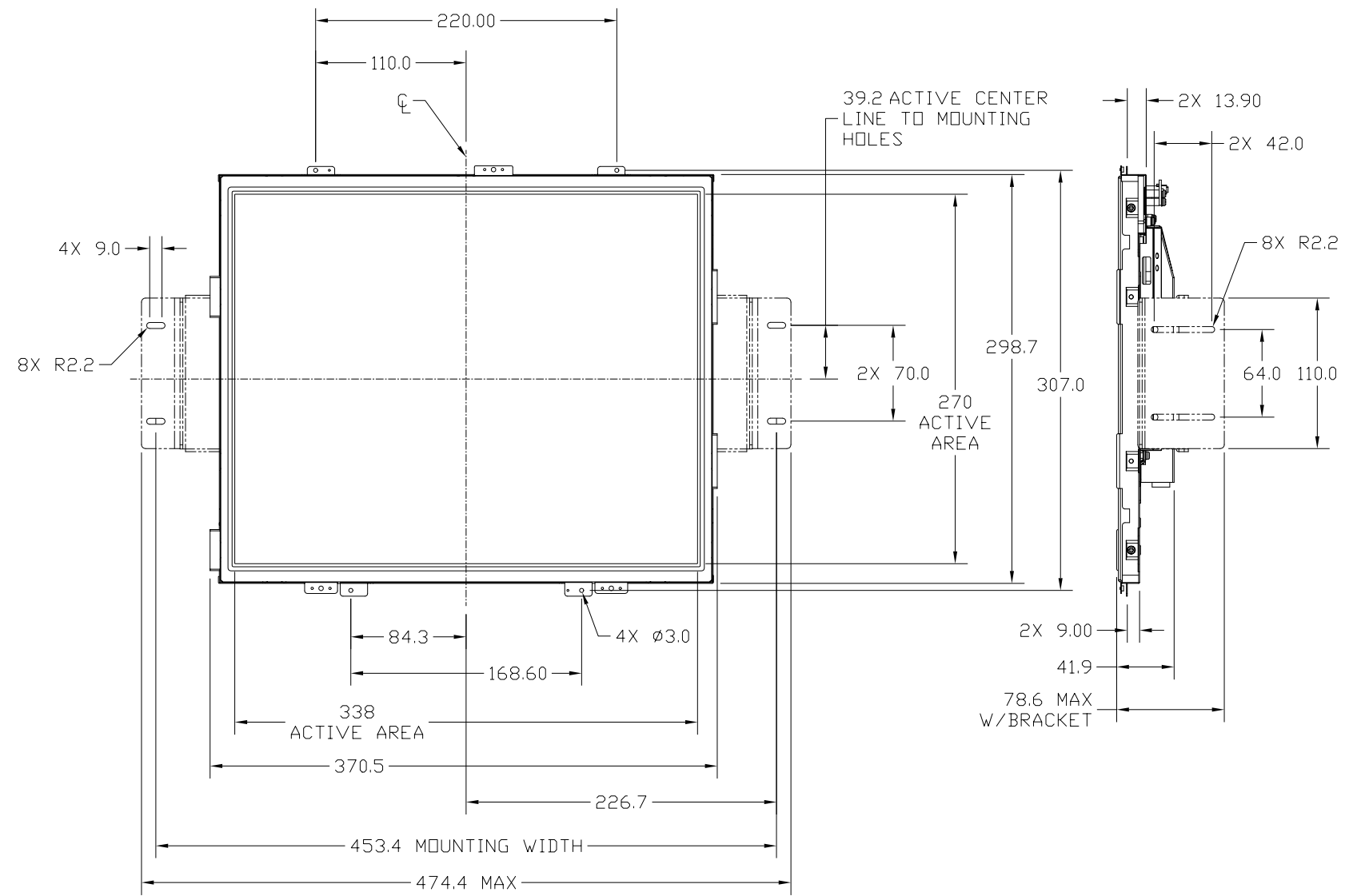


| REVISIONS | | | | | |
|-----------|-----|-----------------|----------|--------|--------|
| REV | REF | DESCRIPTION | DATE | REV BY | CHK BY |
| A | - | INITIAL RELEASE | 06/22/04 | RD | |

NOTES:
 1. IGES FILE AVAILABLE UPON REQUEST.



THIS DRAWING CONTAINS INFORMATION PROPRIETARY TO PLANAR SYSTEMS, INC. ANY REPRODUCTION IN PART OR WHOLE WITHOUT THE WRITTEN PERMISSION OF PLANAR SYSTEMS IS PROHIBITED. THIS DRAWING IS SUPPLIED FOR INFORMATION IDENTIFICATION, ENGINEERING, EVALUATION, AND/OR INSPECTION PURPOSES ONLY AND MAY NOT BE USED AS BASIS FOR THE MANUFACTURING OF PRODUCTS OR THE FURNISHING OF SERVICES TO PLANAR SYSTEMS OR TO ANY THIRD PARTY UNLESS AUTHORIZED IN WRITING BY PLANAR SYSTEMS.

| | | | | |
|---|--------------|------------|-------------|----------|
| UNLESS OTHERWISE SPECIFIED DIMENSIONS ARE IN MILLIMETERS. | | ENGR BY | S.VAHLING | 06/14/04 |
| TOLERANCES: | | DRAWN BY | R.DAVENPORT | 06/14/04 |
| X = ±1 | .XX = ±.13 | CHECKED BY | - | - |
| .X = ±.5 | ANGLES = ±1° | USED ON | 1005801 | |
| DIMENSIONING AND TOLERANCING PER ASME Y14.5M-1994 | | MATERIAL | NA | |
| THIRD ANGLE PROJECTION | | FINISH | NA | |

| | | | |
|-------------------------|-------------|--|--------------|
| | | PLANAR SYSTEMS 1195 NW COMPTON DRIVE BEAVERTON, OR 97006 USA | |
| | | TITLE | |
| MECH O/L LA1710R | | | |
| SIZE | PART NO. | DRAWING NO. | REV |
| C | 997-2808-00 | 076-0591-00 | A |
| SCALE | NONE | DO NOT SCALE | SHEET 1 OF 1 |